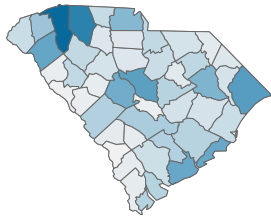


**COVID-19 in South Carolina**  
As of 11:59 PM on 8/9/2021

**Deaths**  
**10,007**

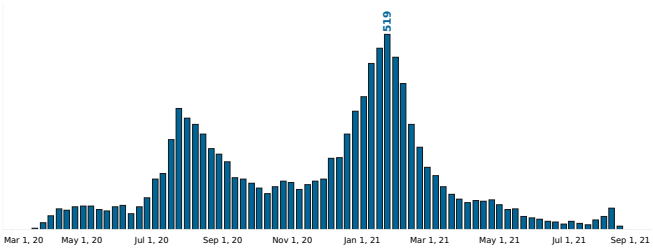
**Percent of Deaths with Comorbid Conditions**  
**64.8%**

Reported Deaths due to COVID-19, by County  
County: All



Count  
15

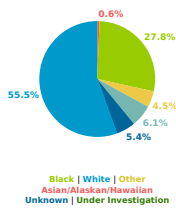
Reported COVID-19 Deaths, by Week of Date of Death



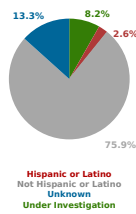
[Go to Comorbidity Details](#)

County Displayed: **South Carolina** | Dates Displayed: 3/4/2020 to 8/9/2021  
*Note: Data is suppressed for fewer than 5 cases*

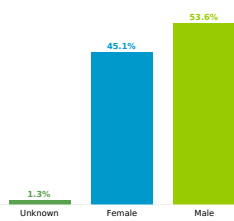
Reported COVID-19 Deaths, by Race  
All



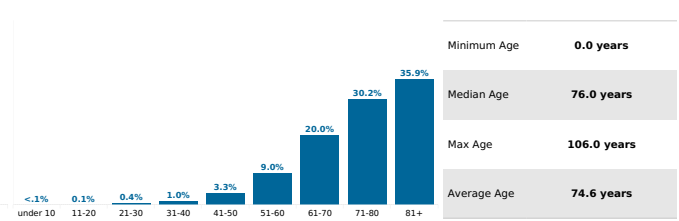
Reported COVID-19 Deaths, by Race  
All



Reported COVID-19 Cases, by Sex  
All



Reported COVID-19 Cases, by Age Group & Age Related Information



Minimum Age	<b>0.0 years</b>
Median Age	<b>76.0 years</b>
Max Age	<b>106.0 years</b>
Average Age	<b>74.6 years</b>